

Features of This Book

Marugoto: Japanese Language and Culture is a coursebook that is based on the JF Standard for Japanese Language Education. It has the following features.

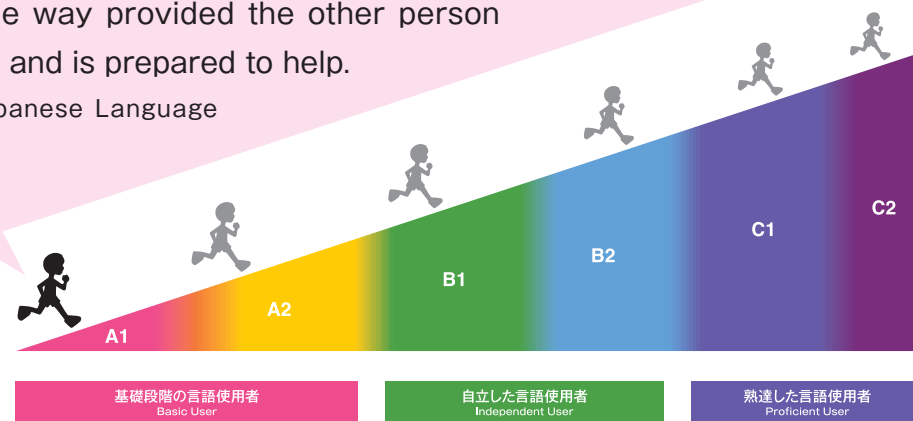
● Japanese Levels of JF Standard for Japanese Language Education

Marugoto employs levels that correspond to the six stages of the JF Standard for Japanese Language Education (A1-C2). *Marugoto* (Starter) is A1 level.

A1 level

- Can understand and use familiar everyday expressions and very basic phrases aimed at the satisfaction of needs of a concrete type.
- Can introduce him/herself and others and can ask and answer questions about personal details such as where he/she lives, people he/she knows and things he/she has.
- Can interact in a simple way provided the other person talks slowly and clearly and is prepared to help.

Source: JF Standard for Japanese Language Education 2010 Users' Guide Book (2nd edition)



● Two *Marugoto* coursebooks: “*Katsudoo*” and “*Rikai*”

Marugoto offers two methods of study aimed at enabling you to communicate using Japanese: *Katsudoo* and *Rikai*.

Katsudoo : a coursebook for communicative language activities

- For people who want to start using Japanese immediately
- The objective is to gain practical ability communicating in everyday situations.
- You will practise listening to and speaking Japanese a lot.

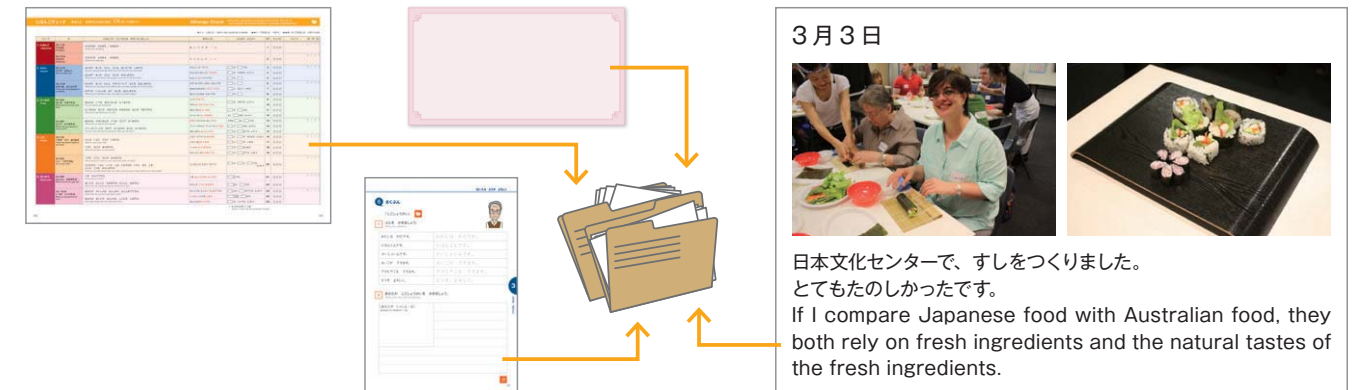
Rikai : a coursebook for communicative language competences

- For people who want to learn about Japanese
- The objective is to study the features of the Japanese language that are necessary for communication.
- You will systematically study how Japanese is used in communication.

Katsudoo and *Rikai* should both be seen as main study materials. Decide which to choose based on your learning objectives. In addition, *Katsudoo* and *Rikai* use the same topics. If you use both, you can make progress in your overall Japanese proficiency.

● Intercultural Understanding

Marugoto offers learning in both language and culture. There is help with intercultural understanding in various places, such as the situations of the conversations, contents of the conversations, photographs and illustrations. Learn about Japanese culture, reflect on your own culture and deepen your intercultural understanding.



● Managing your own Study

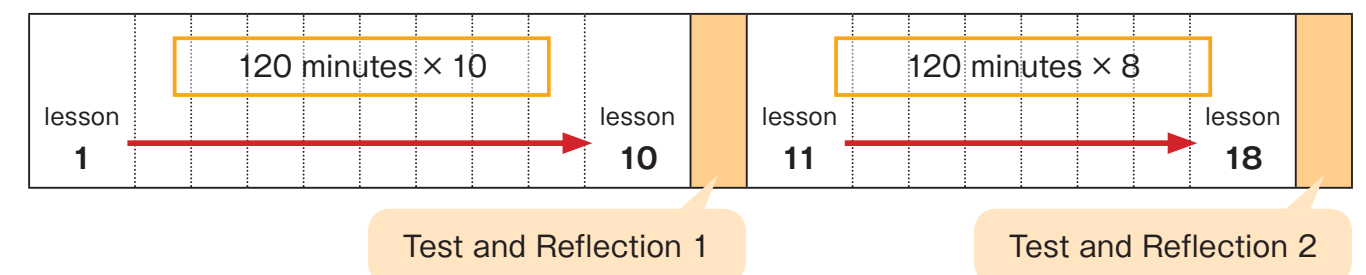
It is very important to evaluate and manage your learning by yourself in order to keep going in language learning. Make a record of the Japanese language and culture you have studied using the portfolio. When you look at the portfolio, you can clearly understand your own learning processes and your accomplishments.

How to Use This Book

1 Course Flow

The *Marugoto* (Starter A1 *Rikai*) course is designed with study of communicative language competences, mainly the language structures that underlie communication, at its heart (Japanese script, vocabulary, grammar and sentence patterns). One lesson will be studied in each class hour. The suggested class length for one lesson is around 120 minutes. In the middle and at the end of the course, you will do ‘Test and Reflection’ 1 and 2, so there will be a total of twenty classes.

Standard Course Example



2 Topic and Lesson Flow



Each topic has two lessons. Look at the photographs and talk about what you think the topic is. Look at the basic sentences and check what you are going to study in this lesson.

Before You Study

There are some questions about the topic. This preparation is to help you imagine the contents of the lesson, which will make it easier to understand.

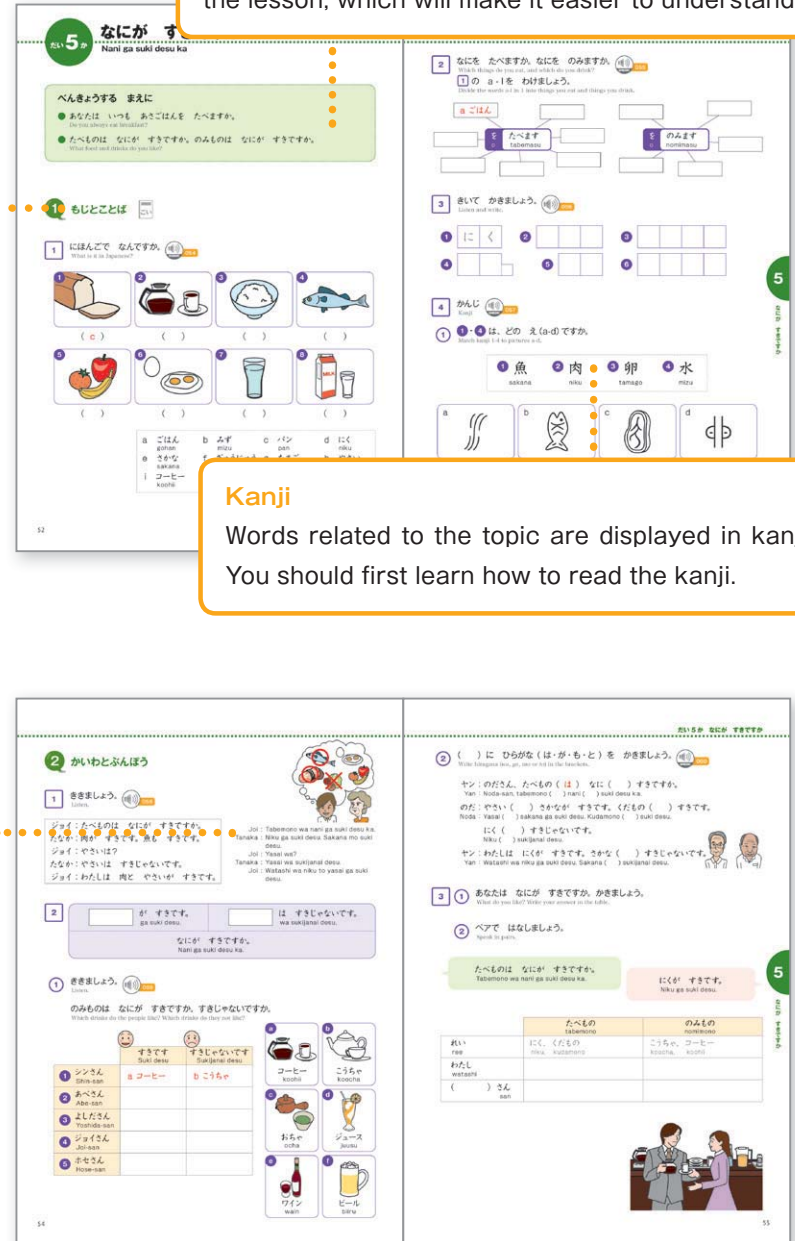
Japanese Script and Vocabulary

You will practice the Japanese characters and words used in this lesson. You will also use the word book as necessary. Organising words into topics is an effective way to learn new vocabulary. URL → p17

Kanji

Words related to the topic are displayed in kanji. You should first learn how to read the kanji.

The Roman alphabet is used to lighten the burden of reading Japanese characters.
 Topics 1-5: everything is written in Roman alphabet
 Topics 6-9: conversations and reading texts are written in Roman alphabet.



Conversation and Grammar 2-4



● Model Conversation

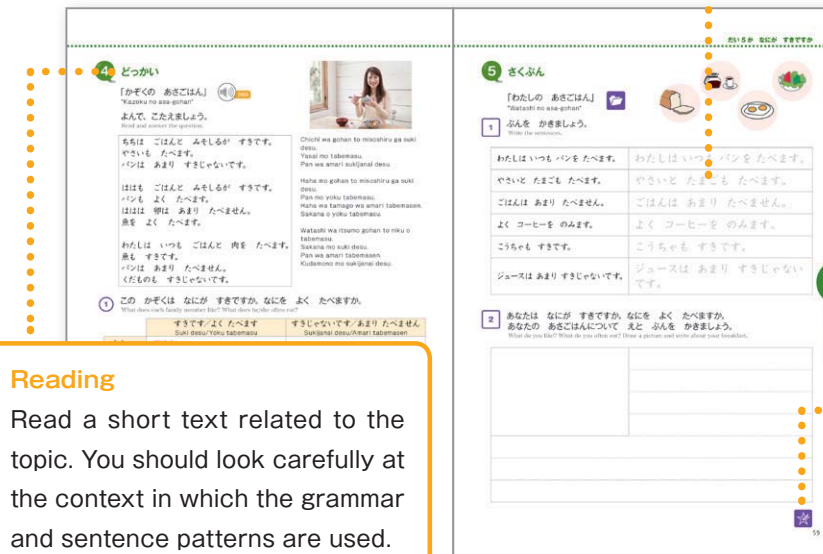
Read silently while listening to the recording, notice what grammar is used, and figure out what it means.

● Sentence Structure

You will be able to understand sentence structure and grammar rules.

● Practice

Practise using the grammar within the context/situation. Use the audio recording to check your answers.



Reading

Read a short text related to the topic. You should look carefully at the context in which the grammar and sentence patterns are used.

Writing

You will write a short text related to the topic. After practising writing characters by tracing words in the model text, you will write about yourself. Once you have written your text you will put it in your portfolio. URL → p17

Nihongo Check

After the class, check by yourself whether you understood how to use the Japanese you encountered in this situation. 'Nihongo Check' p194-p197 URL → p17

Icons



Look at the word book



Audio sound



Rate your Japanese study using the 'Nihongo Check'



Listen and check



Add to your portfolio

-san: In Japanese, *san* is put after other people's names to show respect or politeness. (Abe-san)



Abe-san
Japan



Noda-san
Japan



Kimu-san
(Kim-san)
Korea



Shin-san
(Singh-san)
India



Kawai-san
Japan



Hose-san
(Jose-san)
Mexico



Tanaka-san
Japan



Satoo-san
Japan




Yoshida-san
Japan



Joi-san
(Joy-san)
Australia



Suzuki-san
Japan



Yan-san
(Yang-san)
Malaysia



Kaara-san
(Carla-san)
France

3 Activities for Intercultural Understanding

Marugoto is a course where you study language and culture together. You should use Japanese and experience Japanese culture outside the classroom as well.

- Look at Japanese websites
- Watch Japanese dramas and films
- Try going to Japanese restaurants
- Try going to events related to Japan
- Try talking to Japanese friends and acquaintances

Talk about the things you have experienced outside the classroom with your classmates.

4 How to Manage your own Learning

1) 'Nihongo Check'

Do the 'Nihongo Check' (p194-p197) when you finish a lesson. Look back on your study and write comments. You can write in your preferred language.

番号	名前	NO	ひょうか	コメント	(年/月/日)
1	あ、い、う、え、お	1	☆☆☆		(/ /)
2	ア、イ、ウ、エ、オ	2	☆☆☆		(/ /)
3	わたしは コーラーです。	3	☆☆☆		(/ /)
4	わたしは にほんごが できます。	4	☆☆☆		(/ /)
5	わたしも エンジニアです。	5	☆☆☆		(/ /)
6	かぞくは おおとこ と わいふ です。	6	☆☆☆		(/ /)

Examples of comments

- I thought the grammar was similar to that in my own language.
- I thought the particles not in my own language were interesting.
- I can now read some Japanese characters and it has given me confidence.

2) Portfolio

Make a record of both your study and experiences of Japanese language and intercultural understanding. In order to reflect, put the following kinds of things into your portfolio.

- ① 'Nihongo Check'
- ② Tests
- ③ Writing assignments (*Sakubun*)
- ④ Records of experiences with Japanese language and culture

5 Tests

For information about the procedure and contents of the tests, see 'Test and Reflection' (p99-p100 and p165-p166).

6 Related Information

Marugoto Portal Site <https://www.marugoto.org/>

You can download the resources and access the websites listed below free of charge.

- Resources to use with the textbook
 - Audio files
 - Word book
 - Sakubun worksheets
 - Vocabulary index
 - Phrase index
 - Kanji word list
 - Nihongo Check
- Learning support website
 - MARUGOTO Plus
 - MARUGOTO Words
- Teachers' resources



(Word book)