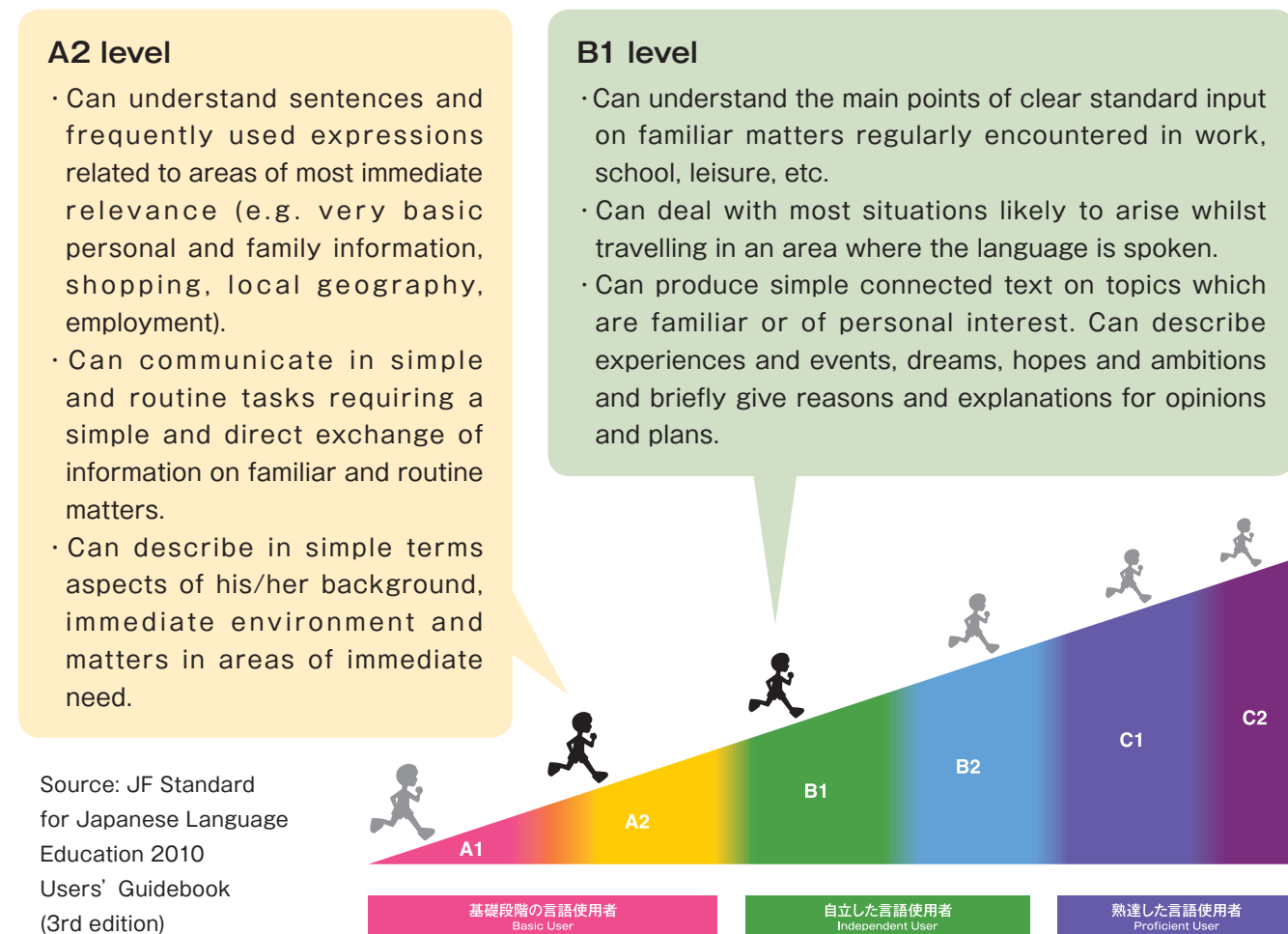


Features of This Book

Marugoto: Japanese Language and Culture is a coursebook that is based on the JF Standard for Japanese Language Education. It has the following features.

● Japanese Levels of the JF Standard for Japanese Language Education

Marugoto employs levels that correspond to the six stages of the JF Standard for Japanese Language Education (A1-C2). *Marugoto* (Pre-Intermediate) incorporates language activities from both A2 and B1 levels.



● The Aims of *Marugoto* Pre-Intermediate

This book has the following two aims:

- 1) To review and extend practice of *Marugoto* Starter (A1) to Elementary 1/2 (A2)
- 2) To prepare learners for the next level (B1)

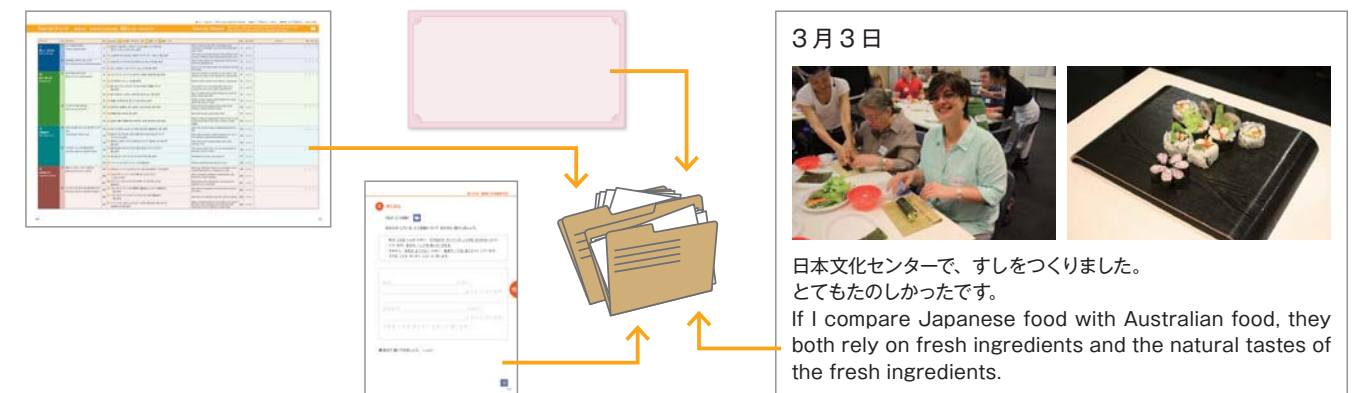
Marugoto Starter (A1) and Elementary 1/2 (A2) each consisted of two coursebooks : Katsudoo and Rikai. Pre-intermediate combines both types of study into one book. Can-do statements are taken from both A2 and B1 levels, meaning learning is offered through a variety of different classroom activities. In addition, words and sentence patterns are introduced that enrich adult learners' expression of feelings, experiences, and so on.

● Intercultural Understanding

Marugoto offers learning in both language and culture. There is help with intercultural understanding in various places, such as the situations in which the conversations take place, the contents of the conversations, and the many photographs and illustrations. There are numerous opportunities for you to learn about Japanese culture, reflect on your own culture and deepen your intercultural understanding.

● Managing Your Own Study

It is very important to evaluate and manage your learning by yourself in order to keep going in language learning. Make a record of the Japanese language and culture you have studied using the portfolio. When you look at your portfolio, you will be able to clearly understand your own learning processes and accomplishments.



How to Use This Book

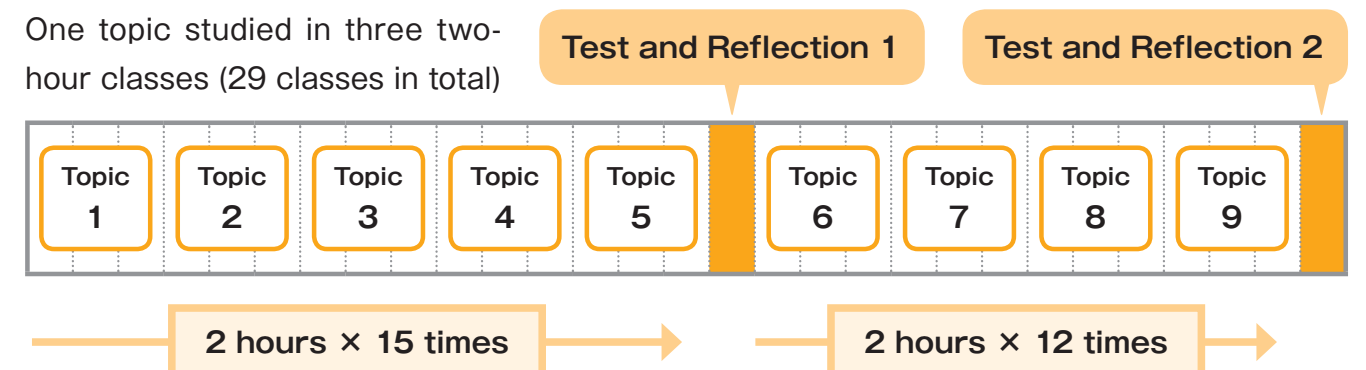
1 Course Flow

The course using this textbook focuses on communicative language activities and the structural elements of language (grammar and sentence patterns) that support communication.

There are nine topics and one topic is intended to be covered in six to eight hours. There will be two recap sessions entitled '**Test and Reflection**' both in the middle and at the end of the course.

Course example:

One topic studied in three two-hour classes (29 classes in total)



2 Lesson Flow for Each Topic

Preparation

- Look at the photos and answer the questions connected with the topic as preparation.
- Learn the words and Kanji used in this topic.

Read and Understand

Read one or two short passages related to the topic.

Practise the new grammar and sentence patterns from the passage in order to be able to use them when talking about this topic. Use the audio recording to check your answers.

Words and expressions you should pay attention to

Listen and Talk

Check the Can-do statements for each activity.

Listen to four conversations. As well as understanding the contents of each conversation, it is important to grasp the flow of the conversation and notice the expressions that are often used. Listen to the conversations several times.

Check the form and meaning of the important sentence patterns you noticed in the conversations, and then discover the rules of language use.

Listen to a slightly longer conversation without reading the script, and try to understand the gist of the conversation. Next, read the script, think of expressions that fit the flow of the conversation, and listen again. Listen to the conversation several times.

Speak in pairs or groups using the expressions from the conversations you listened to. The oval bubbles show other expressions you can use. If you cannot do it well, try listening to the conversation again. Audio files for Topic Review (p125-p132) are also available for practice.

Language and culture
Think about how certain aspects of Japanese culture are revealed in the way Japanese is used in the conversation.

Topic 2/3/4/5/7/9
Talk about yourself in pairs or groups. Make notes and prepare to talk for longer and in more detail. Put the notes in your portfolio.

Topic 1/6/8
Practise the conversation in pairs or groups. Change the words and sentences and try having a slightly longer conversation. You will also learn practical expressions which are necessary for specific situations.

After you finish the lesson, check through what you have learned and write your own comments.
Can-do check list p162-p165 URL → p9

Read another passage related to the topic. Try reading it as quickly as possible.

Talk about your thoughts and experiences related to the passage with the class.

After you finish the lesson, check through what you have learned and write your own comments.
Can-do check list p162-p165 URL → p9

- Listen
- Say
- Discover the rules of language usage
- Talk in pairs or groups
- Make a speech using notes
- Read
- Practise grammar and sentence patterns
- Add to your portfolio
- Rate your performance using the 'Can-do Check'
- Audio sound
- Listen and check

3 Activities for Intercultural Understanding

Marugoto is a course where you study language and culture together. You should use Japanese and experience Japanese culture outside the classroom as well.

- Look at Japanese websites
- Watch Japanese dramas and films
- Go to Japanese restaurants
- Go to events related to Japan
- Talk to Japanese friends and acquaintances

Talk about the things you have experienced outside the classroom with your classmates.

4 How to Manage Your Own Learning

1) Can-do Check

Do the 'Can-do Check' (p162-p165) when you finish a lesson. Look back on your study and write comments. You can write in whichever language you prefer.

Example comments:

トピック	年月日	コメント
1 スポーツの試合 Sports Games		
5	自分が見たスポーツの試合について話す (A2)	talk about a sports game which you saw
6	おわびのメールとへんじのメールから、じつと書いた人の気持ちを読みとる (B1)	Read e-mails of apology and their replies and understand the facts and the writers' feelings
7	外出の報告のメールから、じつと書いた人の気持ちを表現とる (B1)	Read an e-mail giving a report on an outing and understand the facts and the

- I'd like to try making Japanese food with locally available ingredients.
- I think I'd be able to help if I saw a Japanese person who looked like they needed assistance at an airport.

2) Portfolio

Make a record of both your study and experiences of Japanese language and intercultural understanding. In order to reflect, put the following kinds of things into your portfolio.

- ① 'Can-do Check'
- ② Tests
- ③ Things you wrote using Japanese (e.g. notes used to prepare for speaking activities)
- ④ Records of experiences with Japanese language and culture

5 Tests

For information about the procedure and contents of the tests, see Test and Reflection (p74-p75 and p116-p117) and Test Example Questions (p160-p161).

6 Related Information

Marugoto Portal Site <https://www.marugoto.org/>

You can download the resources and access the websites listed below free of charge.

- Resources to use with the textbook
 - Audio files
 - Notes used to prepare for speaking activities
 - Vocabulary index
 - Phrase index
 - Kanji word list
 - Can-do Check
- Learning support websites
 - MARUGOTO Plus
 - MARUGOTO Words
- Teachers' resources



The Use of Kanji in This Coursebook

- (1) Kanji learned during the Starter Course, Elementary Course 1 and Elementary Course 2 are used in every lesson.
- (2) New kanji are introduced as you proceed.
- (3) The following personal names are written in kanji :
いしかわ おがわ かわい かわの きやま すずき たなか なかむら のだ もり やぎ やまだ
石川、小川、川井、川野、木山、鈴木、田中、中村、野田、森、八木、山田
- (4) The following terms (mainly used in instructions) are written in kanji :
かいわ かたち かんじ こた しつもん ただ どっかい ひょうげん ぶん ぶんけい ぶんぼう いちど
会話、形、漢字、答え、質問、正しい、読解、表現、文、文型、文法、もう一度、
れい れんしゅう
例、練習
- (5) In the script of the conversations (the second conversation) in 'Listen and Talk', and the reading texts in 'Read and Understand', some words particularly connected to the topic are written in kanji with the kana reading alongside.