

## Features of This Book

*Marugoto: Japanese Language and Culture* is a coursebook that is based on the JF Standard for Japanese Language Education. It has the following features.

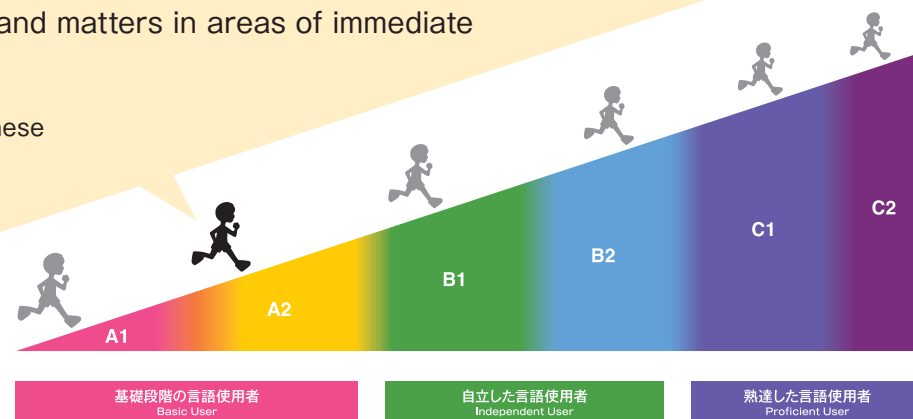
### ● Japanese Levels of JF Standard for Japanese Language Education

*Marugoto* employs levels that correspond to the six stages of the JF Standard for Japanese Language Education (A1-C2). *Marugoto* (Elementary2) is A2 level.

#### A2 level

- Can understand sentences and frequently used expressions related to areas of most immediate relevance (e.g. very basic personal and family information, shopping, local geography, employment).
- Can communicate in simple and routine tasks requiring a simple and direct exchange of information on familiar and routine matters.
- Can describe in simple terms aspects of his/her background, immediate environment and matters in areas of immediate need.

Source: JF Standard for Japanese Language Education 2010 Users' Guide Book (2nd edition)



### ● Two *Marugoto* coursebooks: “*Katsudoo*” and “*Rikai*”

*Marugoto* offers two methods of study aimed at enabling you to communicate using Japanese: *Katsudoo* and *Rikai*.

***Katsudoo*** : a coursebook for communicative language activities

- For people who want to start using Japanese immediately
- The objective is to gain practical ability communicating in everyday situations.
- You will practise listening to and speaking Japanese a lot.

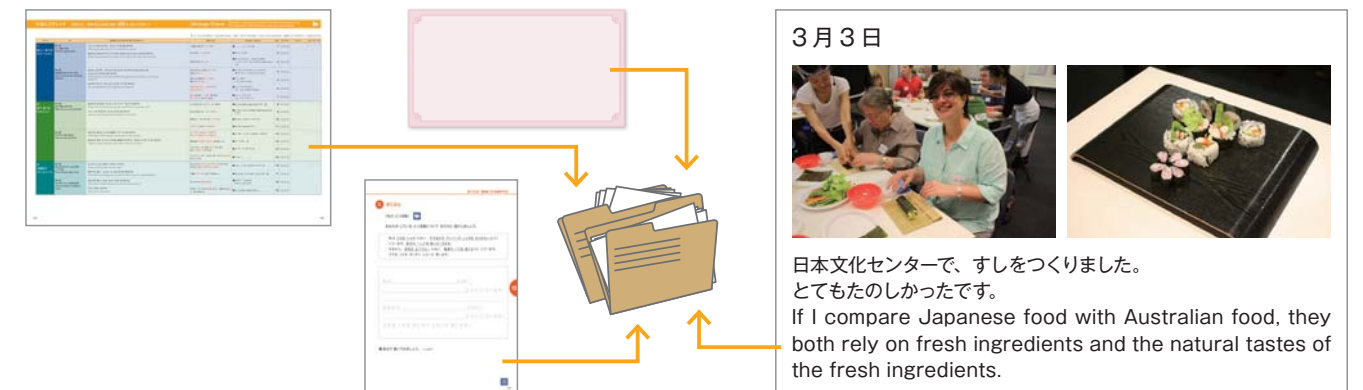
***Rikai*** : a coursebook for communicative language competences

- For people who want to learn about Japanese
- The objective is to study the features of the Japanese language that are necessary for communication.
- You will systematically study how Japanese is used in communication.

*Katsudoo* and *Rikai* should both be seen as main study materials. Decide which to choose based on your learning objectives. In addition, *Katsudoo* and *Rikai* use the same topics. If you use both, you can make progress in your overall Japanese proficiency.

### ● Intercultural Understanding

*Marugoto* offers learning in both language and culture. There is help with intercultural understanding in various places, such as the situations of the conversations, contents of the conversations, photographs and illustrations. Learn about Japanese culture, reflect on your own culture and deepen your intercultural understanding.



### ● Managing Your Own Study

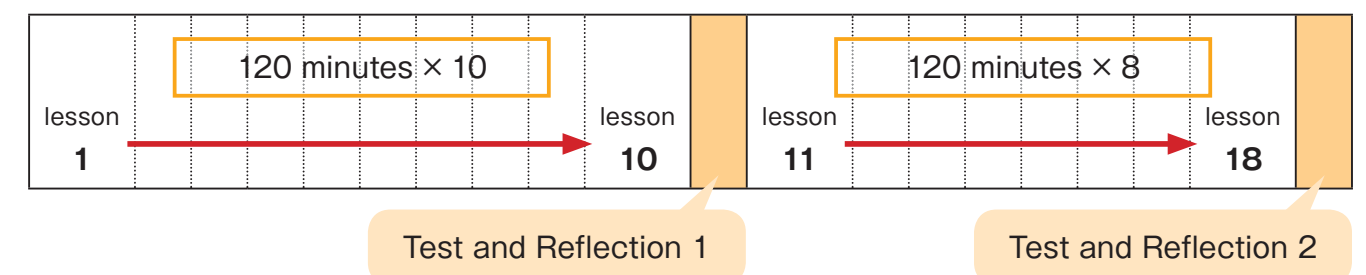
It is very important to evaluate and manage your learning by yourself in order to keep going in language learning. Make a record of the Japanese language and culture you have studied using the portfolio. When you look at the portfolio, you can clearly understand your own learning processes and your accomplishments.

## How to Use This Book

### 1 Course Flow

The *Marugoto* (Elementary2 A2 *Rikai*) course is designed with study of communicative language competences, mainly the language structures that underlie communication, at its heart (Japanese script, vocabulary, grammar and sentence patterns). The suggested class length for one lesson is around 120-180 minutes. In the middle and at the end of the course, you will do ‘Test and Reflection’ 1 and 2.

Course Example : with a class length of 120 minutes



## 2 Topic and Lesson Flow



Each topic contains two lessons. Look at the photographs and talk about what you think the topic is. Look at the basic sentences and check what you are going to study in this lesson.

### Before You Study

There are some questions about the topic. This preparation is to help you imagine the contents of the lesson, which will make it easier to understand.

### Japanese Script and Vocabulary

You will practice the Japanese characters and words used in this lesson. Organising words into topics is an effective way to learn new vocabulary.

Vocabulary index, etc. : URL → p17

### Conversation and Grammar 2-4



Audio files : URL → p17

#### ● Model Conversation

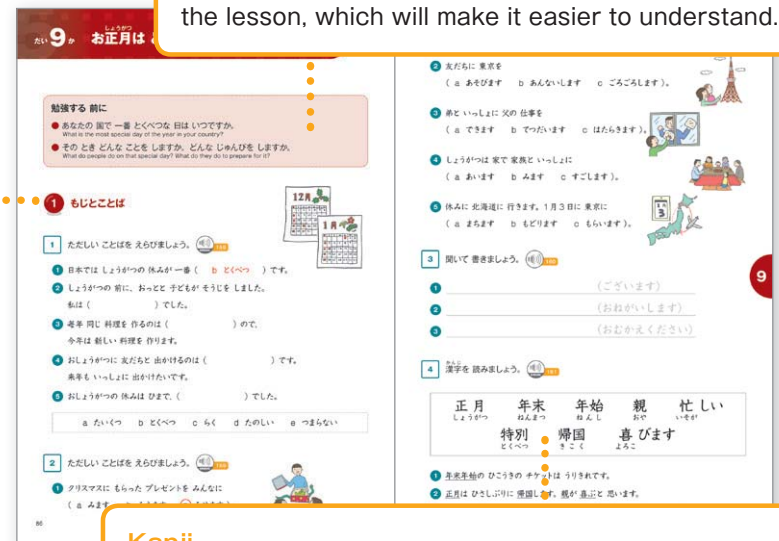
Read silently while listening to the recording, notice what grammar is used, and figure out what it means.

#### ● Sentence Structure

You will be able to learn sentence structure and grammar rules.

#### ● Practice

Practise using the grammar within the context/situation. Use the audio recording to check your answers.



### Kanji

Words related to the topic are displayed in kanji. You should first learn how to read the kanji. Kanji learned during the Starter(A1) and Elementary1(A2) Courses are also used in every lesson.

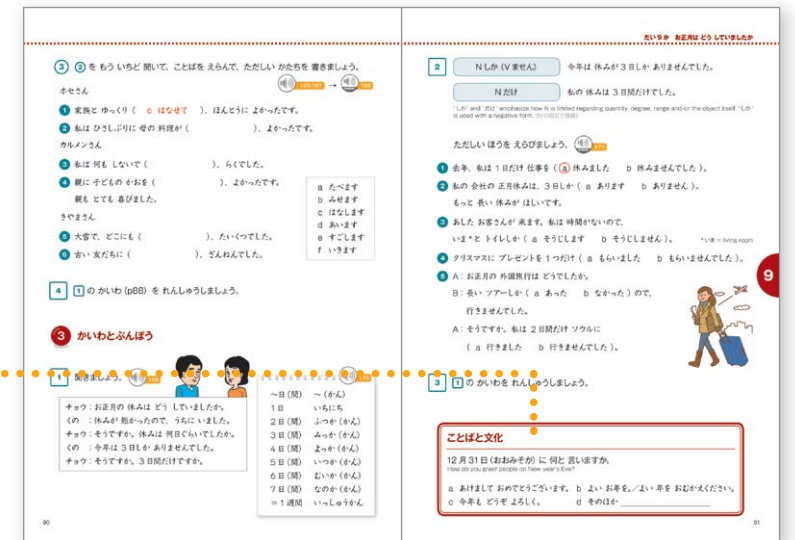


### Language and culture

Think about how certain cultural aspects of Japan are revealed in the way Japanese is used in conversation.

### Reading

Read a short text related to the topic. You should look carefully at the context in which the grammar and sentence patterns are used.



### Writing

You will write a short text related to the topic. First, write about yourself, referring to the model text. Then, you will write everything out again by yourself on the worksheet (p167). Once you have written your text you will put it in your portfolio.

PDF : URL → p17

### Nihongo Check



After the class, check by yourself whether you understood how to use the Japanese you encountered in this situation. 'Nihongo Check' (p194-p199) PDF : URL → p17

### Icons

- Rate your Japanese study using the 'Nihongo Check'
- Add to your portfolio

- Audio sound
- Listen and check

-san: In Japanese, *san* is put after other people's names to show respect or politeness. (Tanaka-san)





### 3 Activities for Intercultural Understanding

Marugoto is a course where you study language and culture together. You should use Japanese and experience Japanese culture outside the classroom as well.

- Look at Japanese websites
- Watch Japanese dramas and films
- Go to Japanese restaurants
- Go to events related to Japan
- Talk to Japanese friends and acquaintances

Talk about the things you have experienced outside the classroom with your classmates.

### 4 How to Manage your own Learning

#### 1) 'Nihongo Check'

Do the 'Nihongo Check' (p194-p199) when you finish a lesson. Look back on your study and write comments. You can write in your preferred language.

問題番号	問題内容	No	ひょうか	コメント	(年/月/日)
1	1番目の男の子という意味	1	☆☆☆		
2	食べたというところ	2	☆☆☆		
3	先週(私が)買った本	3	☆☆☆		
4	あの人は誰かを知っていますか?	4	☆☆☆		
5	あの人は誰を知っていますか?	5	☆☆☆		

**Examples of comments**

- Now I can make slightly longer sentences in Japanese.
- I enjoyed practising Japanese in the lesson about travel.
- I'd like to know more kanji readings.

#### 2) Portfolio

Make a record of both your study and experiences of Japanese language and intercultural understanding. In order to reflect, put the following kinds of things into your portfolio.

- ① 'Nihongo Check'
- ② Tests
- ③ Writing assignments ( *Sakubun* )
- ④ Records of experiences with Japanese language and culture

### 5 Tests

For information about the procedure and contents of the tests, see 'Test and Reflection' (p101-p102 and p168-p169).

### 6 Related Information

Marugoto Portal Site <https://www.marugoto.org/>

You can download the resources and access the websites listed below free of charge.

- Resources to use with the textbook
  - Audio files
  - Sakubun worksheets
  - Vocabulary index
  - Phrase index
  - Kanji word list
  - Nihongo Check
- Learning support websites
  - MARUGOTO Plus
  - MARUGOTO Words
- Teachers' resources

