

Features of This Book

Marugoto: Japanese Language and Culture is a coursebook that is based on the JF Standard for Japanese Language Education. It has the following features.

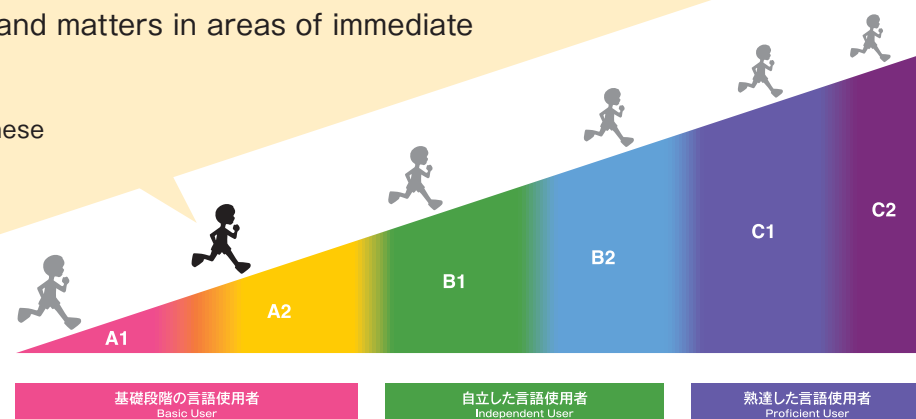
● Japanese Levels of JF Standard for Japanese Language Education

Marugoto employs levels that correspond to the six stages of the JF Standard for Japanese Language Education (A1-C2). *Marugoto* (Elementary2) is A2 level.

A2 level

- Can understand sentences and frequently used expressions related to areas of most immediate relevance (e.g. very basic personal and family information, shopping, local geography, employment).
- Can communicate in simple and routine tasks requiring a simple and direct exchange of information on familiar and routine matters.
- Can describe in simple terms aspects of his/her background, immediate environment and matters in areas of immediate need.

Source: JF Standard for Japanese Language Education 2010 Users' Guide Book (2nd edition)



● Two *Marugoto* coursebooks: “*Katsudoo*” and “*Rikai*”

Marugoto offers two methods of study aimed at enabling you to communicate using Japanese: *Katsudoo* and *Rikai*.

Katsudoo : a coursebook for communicative language activities

- For people who want to start using Japanese immediately
- The objective is to gain practical ability communicating in everyday situations.
- You will practise listening to and speaking Japanese a lot.

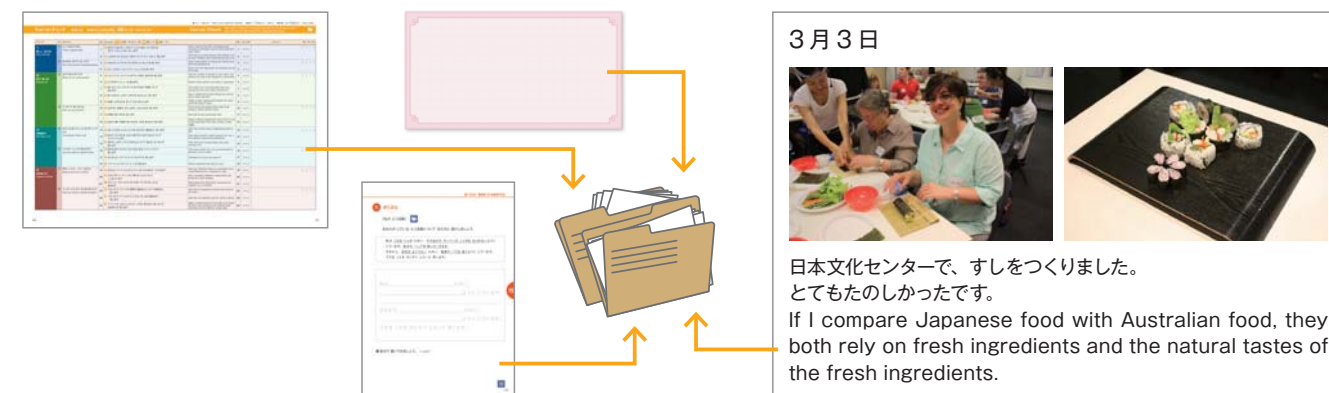
Rikai : a coursebook for communicative language competences

- For people who want to learn about Japanese
- The objective is to study the features of the Japanese language that are necessary for communication.
- You will systematically study how Japanese is used in communication.

Katsudoo and *Rikai* should both be seen as main study materials. Decide which to choose based on your learning objectives. In addition, *Katsudoo* and *Rikai* use the same topics. If you use both, you can make progress in your overall Japanese proficiency.

● Intercultural Understanding

Marugoto offers learning in both language and culture. There is help with intercultural understanding in various places, such as the situations of the conversations, contents of the conversations, photographs and illustrations. Learn about Japanese culture, reflect on your own culture and deepen your intercultural understanding.



● Managing Your Own Study

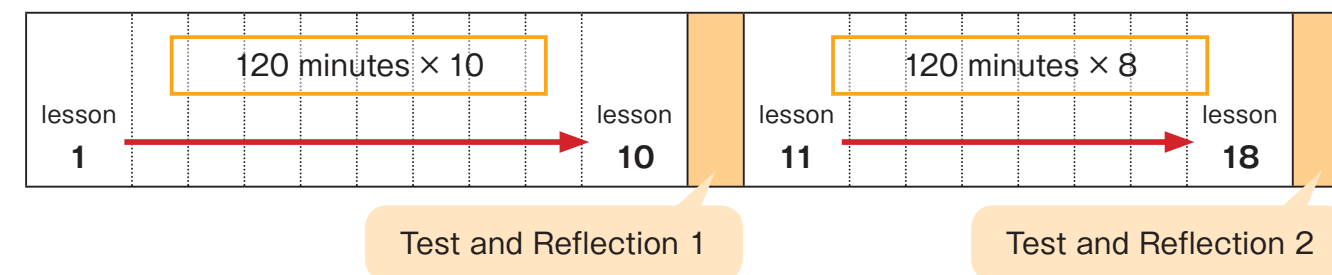
It is very important to evaluate and manage your learning by yourself in order to keep going in language learning. Make a record of the Japanese language and culture you have studied using the portfolio. When you look at the portfolio, you can clearly understand your own learning processes and your accomplishments.

How to Use This Book

1 Course Flow

The *Marugoto* (Elementary2 A2 *Katsudoo*) course is designed with communicative language activities at its heart. The suggested class length for one lesson is around 120-180 minutes. In the middle and at the end of the course, you will do ‘Test and Reflection’ 1 and 2.

Course Example : with a class length of 120 minutes



2 Topic and Lesson Flow

Learn the Objectives

Each topic contains two lessons. Look at the photographs and talk about what kind of thing you think you are going to do. Check the Can-do statements to see what you will be able to do by the end of each lesson.

Listen and Notice

You will listen to a lot of contextualized conversations. As well as understanding the contents of the conversation, it is important to grasp the flow of the conversation and notice the expressions that are often used. Audio files : URL → p17

Look, Listen and Try Saying

Listen to the recording and check your understanding while pointing at the photographs and illustrations. Try saying the words and sentence patterns quietly as you listen. Remember the words that you need.

Audio files : URL → p17

A lot of photographs and illustrations are used to make the lesson contents easy to understand and fun to study.

Discover the Rule

Think about the form and meaning of the sentences you noticed in the conversations, and then discover the rule of language usage.

This part shows the correct form of words. Keep them in mind while practising.













Can-do Check
After the lesson check by yourself whether you could do the Can-do statements and write a comment.
'Can-do Check' p180-p183 URL → p17

Life and Culture
You will look at a variety of photographs showing Japanese life and culture. You will compare it with both your own country and yourself, and discuss what you think with the class.



Try Using
Speak in pairs using the expressions in the conversations you listened to. Oval bubbles show other expressions you can use. If you cannot do it well, try listening to the conversation again. Audio files for Lesson Review (p147-157) are also available for practice.



Icons

-  Listen and repeat
-  Listen
-  Rate your performance using the 'Can-do Check'
-  Discover
-  Talk in pairs
-  Audio sound
-  Write
-  Make a simple presentation using notes
-  Add to your portfolio
-  Read / Recognise

-san: In Japanese, *san* is put after other people's names to show respect or politeness. (Tanaka-san)



3 Activities for Intercultural Understanding

Marugoto is a course where you study language and culture together. You should use Japanese and experience Japanese culture outside the classroom as well.

- Look at Japanese websites
- Watch Japanese dramas and films
- Go to Japanese restaurants
- Go to events related to Japan
- Talk to Japanese friends and acquaintances

Talk about the things you have experienced outside the classroom with your classmates.

4 How to Manage Your Own Learning

1) Can-do Check

Do the 'Can-do Check' (p180-p183) when you finish a lesson. Look back on your study and write comments. You can write in your preferred language.

課題名	内容	達成度	コメント
1. 自己紹介	Give a self introduction, including some personal information such as the meaning of your name.	1 0.00	
2. 日記を書く	Talk about yourself, giving a few details such as your hobbies, past experiences and so on.	2 0.00	
3. 服装の描写	Give a description of someone's clothes and physical appearance.	3 0.00	
4. 第一印象	Give your first impressions of someone you do not know.	4 0.00	
5. レストランの予約	Say the number of people in your party and where you want to be seated in a restaurant.	5 0.00	
6. 注文	Read a menu written vertically in Japanese.	6 0.00	
7. レストランの勧め	Talk about your recommended dish at a restaurant and how you have taken someone to it.	7 0.00	
8. レストランの注文	See in sample forms what things you cannot eat or drink and why.	8 0.00	
9. レストランの注文	Order a meal, saying what dishes you want and how many of each.	9 0.00	
10. レストランの注文	Put a meal in the appropriate order to see things in when having a meal.	10 0.00	
11. レストランの注文	Say how to eat a particular dish.	11 0.00	

Examples of comments

- I'd like to try going to a Japanese restaurant in my town.
- Now I can give advice about a trip to my Japanese friends.

2) Portfolio

Make a record of both your study and experiences of Japanese language and intercultural understanding. In order to reflect, put the following kinds of things into your portfolio.

- ① 'Can-do Check'
- ② Tests
- ③ Things you wrote using Japanese (e.g. cards, notes for a presentation, and so on)
- ④ Records of experiences with Japanese language and culture

5 Tests

For information about the procedure and contents of the tests, see Test and Reflection (p87-p88 and p138-p139).

6 Related Information

Marugoto Portal Site <https://www.marugoto.org/>

You can download the resources and access the websites listed below free of charge.

● Resources to use with the textbook

- Audio files
- Task sheets for writing
- Vocabulary index
- Phrase index
- Can-do Check

● Learning support websites

- MARUGOTO Plus
- MARUGOTO Words

● Teachers' resources

