

## Features of This Book

*Marugoto: Japanese Language and Culture* is a coursebook that is based on the JF Standard for Japanese Language Education. It has the following features.

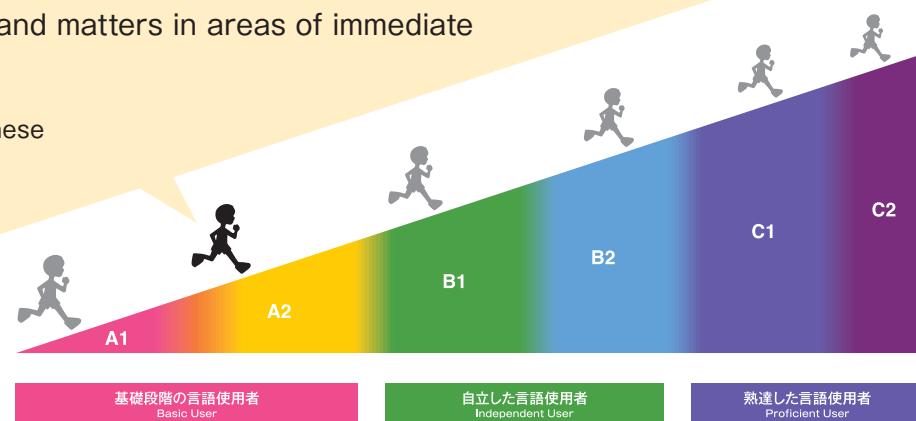
### ● Japanese Levels of JF Standard for Japanese Language Education

*Marugoto* employs levels that correspond to the six stages of the JF Standard for Japanese Language Education (A1-C2). *Marugoto* (Elementary1) is A2 level.

#### A2 level

- Can understand sentences and frequently used expressions related to areas of most immediate relevance (e.g. very basic personal and family information, shopping, local geography, employment).
- Can communicate in simple and routine tasks requiring a simple and direct exchange of information on familiar and routine matters.
- Can describe in simple terms aspects of his/her background, immediate environment and matters in areas of immediate need.

Source: JF Standard for Japanese Language Education 2010 Users' Guide Book (2nd edition)



### ● Two *Marugoto* coursebooks: “*Katsudoo*” and “*Rikai*”

*Marugoto* offers two methods of study aimed at enabling you to communicate using Japanese: *Katsudoo* and *Rikai*.

***Katsudoo*** : a coursebook for communicative language activities

- For people who want to start using Japanese immediately
- The objective is to gain practical ability communicating in everyday situations.
- You will practise listening to and speaking Japanese a lot.

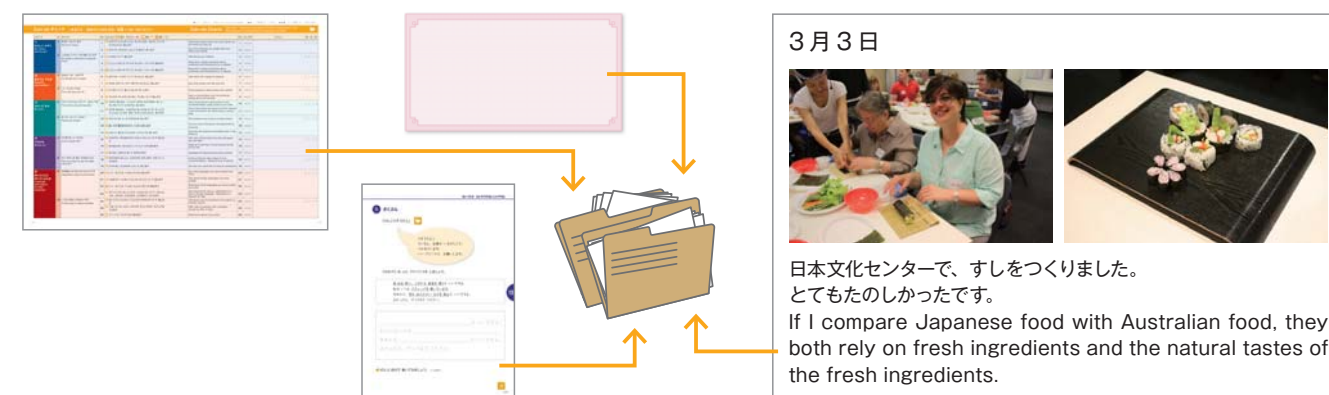
***Rikai*** : a coursebook for communicative language competences

- For people who want to learn about Japanese
- The objective is to study the features of the Japanese language that are necessary for communication.
- You will systematically study how Japanese is used in communication.

*Katsudoo* and *Rikai* should both be seen as main study materials. Decide which to choose based on your learning objectives. In addition, *Katsudoo* and *Rikai* use the same topics. If you use both, you can make progress in your overall Japanese proficiency.

### ● Intercultural Understanding

*Marugoto* offers learning in both language and culture. There is help with intercultural understanding in various places, such as the situations of the conversations, contents of the conversations, photographs and illustrations. Learn about Japanese culture, reflect on your own culture and deepen your intercultural understanding.



### ● Managing Your Own Study

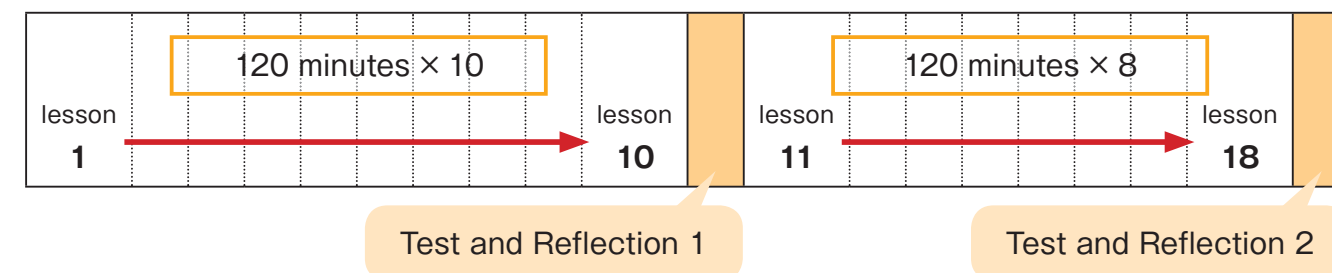
It is very important to evaluate and manage your learning by yourself in order to keep going in language learning. Make a record of the Japanese language and culture you have studied using the portfolio. When you look at the portfolio, you can clearly understand your own learning processes and your accomplishments.

## How to Use This Book

### 1 Course Flow

The *Marugoto* (Elementary1 A2 *Katsudoo*) course is designed with communicative language activities at its heart. The suggested class length for one lesson is around 120-180 minutes. In the middle and at the end of the course, you will do ‘Test and Reflection’ 1 and 2.

Course Example : with a class length of 120 minutes



## 2 Topic and Lesson Flow



### Learn the Objectives

Each topic contains two lessons. Look at the photographs and talk about what kind of thing you think you are going to do. Check the Can-do statements to see what you will be able to do by the end of each lesson.

### Listen and Notice



You will listen to a lot of contextualized conversations. As well as understanding the contents of the conversation, it is important to grasp the flow of the conversation and notice the expressions that are often used. Audio files : URL → p17

### Look, Listen and Try Saying



Listen to the recording and check your understanding while pointing at the photographs and illustrations. Try saying the words and sentence patterns quietly as you listen. Remember the words that you need.  
Audio files : URL → p17



A lot of photographs and illustrations are used to make the lesson contents easy to understand and fun to study.

### Discover the Rule



Think about the form and meaning of the sentences you noticed in the conversations, and then discover the rule of language usage.

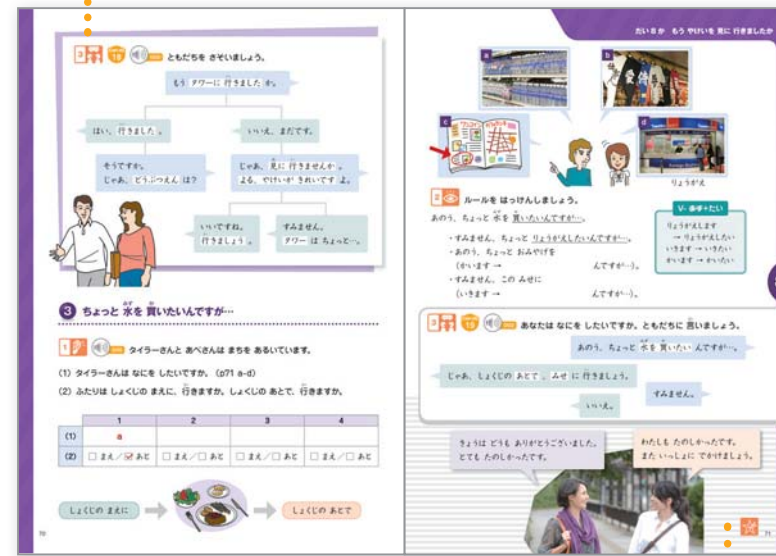
This part shows the correct form of words. Keep them in mind while practising.

Words and expressions you should pay attention to

### Try Using



Speak in pairs using the expressions in the conversations you listened to. Oval bubbles show other expressions you can use. If you cannot do it well, try listening to the conversation again. Audio files for Lesson Review (p151-159) are also available for practice.



### Can-do Check

After the lesson check by yourself whether you could do the Can-do statements and write a comment.  
'Can-do Check' p178-p181 URL → p17

### Life and Culture

You will look at a variety of photographs showing Japanese life and culture. You will compare it with both your own country and yourself, and discuss what you think with the class.



### Icons



Listen and repeat



Listen



Audio sound



Discover



Talk in pairs



Write



Read / Recognise





Add to your portfolio



Rate your performance using the 'Can-do Check'

-san: In Japanese, *san* is put after other people's names to show respect or politeness. (Abe-san)



### 3 Activities for Intercultural Understanding

Marugoto is a course where you study language and culture together. You should use Japanese and experience Japanese culture outside the classroom as well.

- Look at Japanese websites
- Watch Japanese dramas and films
- Go to Japanese restaurants
- Go to events related to Japan
- Talk to Japanese friends and acquaintances

Talk about the things you have experienced outside the classroom with your classmates.

### 4 How to Manage Your Own Learning

#### 1) Can-do Check

Do the 'Can-do Check' (p178-p181) when you finish a lesson. Look back on your study and write comments. You can write in your preferred language.

No.	Can-do	Score	Comments
1	Talk briefly about where you/your family live and what you/they do.	0/0	
2	Say what language you speak with your family and friends.	0/0	
3	Talk about your hobbies.	0/0	
4	Read short, simple comments about someone's self-introduction on a website.	0/0	
5	Write short, simple comments about someone's self-introduction on a website.	0/0	
6	Talk about the change of seasons.	0/0	
7	Say what season you like and why.	0/0	
8	Greet people by talking about the weather.	0/0	
9	Start a conversation over the phone by talking about the weather.	0/0	
10	Talk a friend about a recommendation of your recommendation using a meal of your team.	0/0	
11	Talk a friend about the story of his/her interest in the way what to be careful about, using a blog.	0/0	
12	Talk someone how to get to a place nearby.	0/0	

#### Examples of comments

- I can give directions in Japanese, to a Japanese person I meet in the street.
- Now I can introduce my hometown in Japanese.
- I was surprised to hear about one of my classmates' experience of learning a foreign language.

#### 2) Portfolio

Make a record of both your study and experiences of Japanese language and intercultural understanding. In order to reflect, put the following kinds of things into your portfolio.

- ① 'Can-do Check'
- ② Tests
- ③ Things you wrote using Japanese (e.g. comments on a website, cards, and so on)
- ④ Records of experiences with Japanese language and culture

### 5 Tests

For information about the procedure and contents of the tests, see Test and Reflection (p86-p87 and p140-p141).

### 6 Related Information

Marugoto Portal Site <https://www.marugoto.org/>

You can download the resources and access the websites listed below free of charge.

#### Resources to use with the textbook

- Audio files
- Task sheets for writing
- Vocabulary index
- Phrase index
- Can-do Check

#### Learning support websites

- MARUGOTO Plus
- MARUGOTO Words

#### Teachers' resources

